





ZEISS Primotech

Your Smart Imaging Solution: Wirelessly Controlled, Easy to Use



Zinc metal, reflected-light polarization
Magnification: 100x



PCB drilled hole inspection
Left: reflected light
Right: simultaneous reflected and transmitted light

Highlights

Primotech is your smart imaging solution with an attractive price-to-performance ratio. Access multiple microscopes wirelessly through Matscope, the imaging app from ZEISS.

Experience the efficient and smooth workflow from image acquisition over analysis to report – profit from fast time-to-results. A choice of stands lets you select the optimal microscope for a wide variety of routine tasks and applications.

Primotech combines transmitted and reflected light in a single stand, making it flexible enough to use for all the mechanical, automotive and electronics industry, for PCB inspection and powder analysis.

- Easily connect multiple users and multiple microscopes in your lab and classroom with Matscope, the free imaging app from ZEISS.
- Image files contain all meta-data and can be shared wirelessly.
- Save time and eliminate error - the 5x nosepiece turret automatically recognizes a change of objective and therefore magnification.
- A choice of stands lets you select the optimal microscope for your tasks.
- Benefit from stable color temperature when changing the light intensity with LED illumination.
- The 3 megapixel camera is integrated into the tube, keeping it perfectly adjusted and always dust free

Profit From Affordable Tailored Solutions

Choose from several different stands to set up the optimal microscope for your application:

- Opt for Primotech without the condenser to gain the advantage of unrivaled sample space – up to 34 mm.
- Equip your Primotech with the ESD stage if you need to avoid electrostatic discharge.
- Investigate birefringent materials under brightfield and crossed polarization contrasts in either transmitted or reflected illumination with Primotech D/A POL.
- For conoscopy of birefringent material samples opt for Primotech D POL to change between orthoscopic and conoscopic observation.





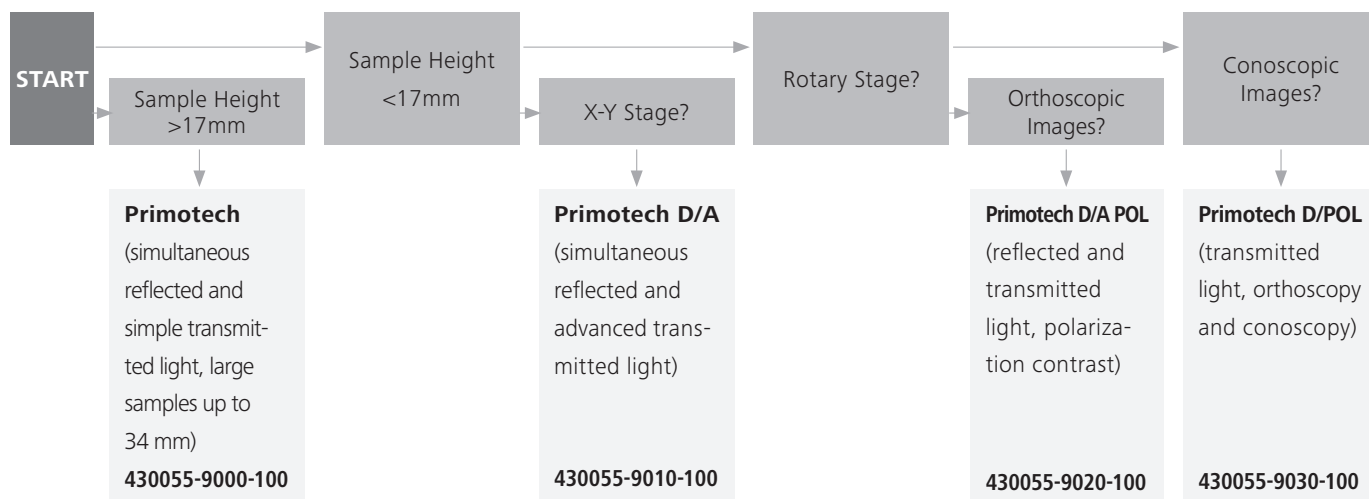
ZEISS Primotech

Your Smart Imaging Solution: Wirelessly Controlled, Easy to Use



Install from the App Store on your iPad, free of charge. You can install and try out Matscope before you buy your Primotech through its "virtual microscopes".

Find the right stand for your needs:



EN_42_012_125 | CZ 03-2014



microscopy@zeiss.com
www.zeiss.com/primotech

