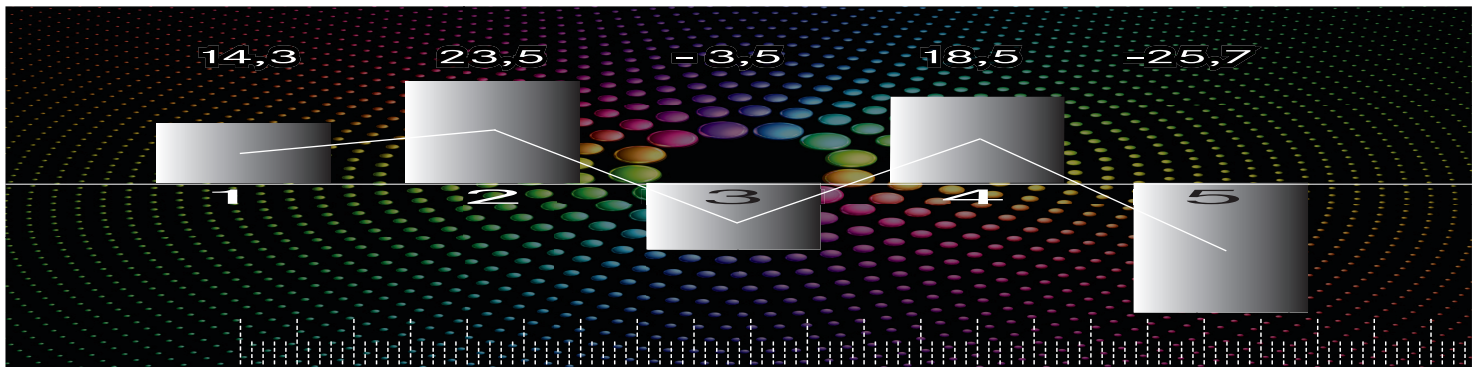




Multiple measuring and control unit



MSG-CL

# MSG-CL

## Short Description

The pneumatic electronic measuring and control unit MSG-CL is the further development of the MSG-64L. The MSG-CL can have four inductive inputs on the rear panel and 8 pneumatic or inductive inputs can be used on the front panel.

In addition the MSG-CL inputs for the connection of several Stotz-ITB-16 box for the operation of 16 additional Inductive probes for each input.

Even the basic version includes a variety of interfaces to the respective standard protocols (LAN, Dig. I / O 8/8 opto, RS232, USB). As an extension interface is a profibus interface (slave), a Dig. I / O opto 16 and a 2nd LAN interface are available.

The program selection is done either via a keyboard or directly via touchscreen. With the color display all input settings can be edited.

The MSM / MRA editor available in the basic version programs can be copied, modified and saved. Statistical features are included and a remote control module are also switchable.



Position	Description
1	On/Off Switch
2	Power Supply 100/230 Volt autoswitch
3	Digital Interface 8 x I/O Opto
4	Serial Interface RS 232
5	Connection for external WT keyboard
6	LAN Interface
7	USB Interface
8	Compressed Air Supply
9	Optional Interface
10	Optional Interface
11	Optional Profibus Interface
12	4 Inductive inputs (LVDT)



Position	Description
1	10 inch color touchscreen display
2	On/Off Switch
3	8 Pneumatic channels
4	USB interface

## Input Box ITB-16



## Technical Data MSG-CL

Basic Device	
External Power supply	100-230 V AC; 40-60 Hz; 40 VA
Graphic display	10"
Measuring programs	18
Connection for keyboard	1
Digital I/O 8/8 opto	Standard protocol
Pneumatic Meas. channels	0
Serial Interface RS232	Standard protocol
USB Interface 2.0	Standard protocol
Program Editor	MSM/MRA
Real Time clock	available
Ingress Protection	IP 52
Dimens. (WxHxD) w/o stand	265 x 275 x 180 mm


### Optional Equipment

Pneumatic Measuring channels	4/8 Front
Inductive inputs - LVDT (half-bridge)	4 Rear 4/8 Front
Measuring programs	upto 99
Measuring air shutoff	4/8 Measuring channels
2nd LAN interface	1
Profibus Interface (Slave)	Standard format
DIO 16 Opto	without internal power supply
Software expansion	Statistical functions
Software expansion	Remote Maintenance module
Network access (passive)	File-Server (USB Interface)
Network access (active)	File-Client (LAN-Interface)

### Accessories


Keyboard	Numeric 10 key USB
Keyboard	WT-MSM 1, WT-MSM 2, WT-MSM 3
Keyboard	WT-MSG 1, WT-MSG99-CL
Keyboard Set	PC keyboard, Mouse, USB hub
Programming Software	Program Designer SPC-PD 3 Expansion

## Keyboard WT-MSM-1



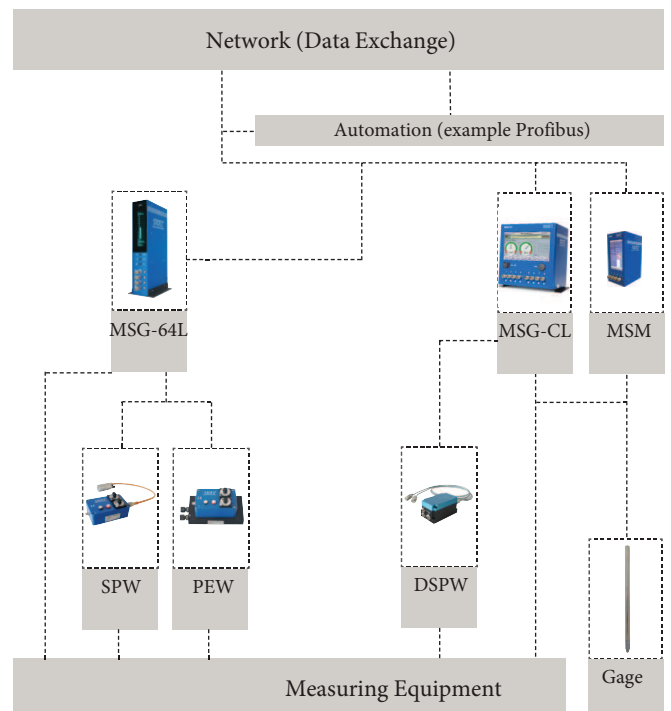
Position	Description
1	Manual Calibration button
2	Start/Stop button

## Keyboard WT-MSG-1




Position	Description
1	Program Selection
2	Manual Calibration
3	Start/Stop button

## Network Plan





# Air Gaging LLC



**Air Gaging LLC**  
1050 N Riverside Dr, Ste B  
Freeport, IL 61032

Telephone: 815-242-0027  
Fax: 815-242-0054  
[www.airgaging.com](http://www.airgaging.com)

[info@airgaging.com](mailto:info@airgaging.com)